

## Board of Management Learning & Teaching Committee

<b>Date of Meeting</b>	<b>Tuesday 17 November 2020</b>
<b>Paper No.</b>	<b>LTC2-C</b>
<b>Agenda Item</b>	<b>4.2</b>
<b>Subject of Paper</b>	<b>Performance Reporting: SFC PIs 2019-20</b>
<b>FOISA Status</b>	<b>Disclosable</b>
<b>Primary Contact</b>	<b>Jon Gray, Director of Excellence</b>
<b>Date of production</b>	<b>26/10/20</b>
<b>Action</b>	<b>For Discussion</b>

### 1. Recommendations

- For information and discussion.

### 2. Purpose of report

- Summary of AY19-20 performance against SFC Performance Indicators

### **3. Context**

- A key measure of our performance is the rate of successful course completion across further and higher education study. This is measured and benchmarked by the Scottish Funding Council as part of their outcome agreement with the college.
- Over recent academic years, the number of successful completions has been declining.
- This paper provides evidence of positive improvements in learner outcomes.
- It also provides an opportunity for the L&T Committee to discuss performance reporting in more detail.

### **4. Impact and implications**

- This paper provides evidence of positive improvements in learner outcomes.
- There are no wider implications.

## SFC Performance Indicators – CoGC 2019/20

Dashboard Link:

'KPI SFC College' from Dashboard drop down list or direct link below

<https://dashboard.cityofglasgowcollege.ac.uk/ActiveDashboards/DashboardPage.aspx?dashboardid=41d82587-98d1-49a0-b5d1-ddd477f61ad7&dashcontextid=637392958857205089>

### FULL TIME FURTHER EDUCATION (FT FE)

Student Enrolments: 2,530, DOWN 309

Achieving Complete Success: 1,751 (69.2%), UP 3.3%

Achieving Partial Success: 259 (10.2%), DOWN 1.0%

Further Withdrawals: 347 (13.8%), DOWN 2.3%

Early Withdrawal 173 (6.8%), DOWN 0.1%

The results for the 2,530 full-time further education (FE) students enrolled on recognised qualifications are as follows:

- FE full-time enrolments on recognised qualifications reduced by 309 students between 2018-19 and 2019-20.

- 69.2% of FE full-time students successfully completed their course.

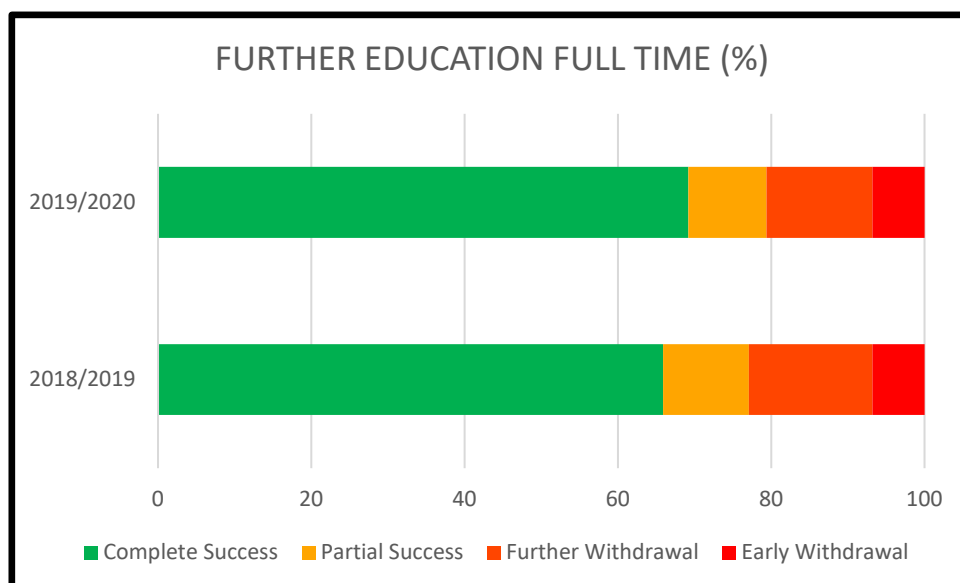
The college saw an improved success rate of 3.3% from the previous session, 2018-19.

- A further 10.2% completed their course in 2019-20.

Although these students did not achieve the qualification they were aiming for by the end of the academic year, some may gain their award at a later time.

- The remaining 20.6% of full-time FE students withdrew from their course and are accounted for by 6.8% of students withdrawing before the funding qualifying date (colleges are not funded for these students) and a further 13.8% between this point and the end of the course.

- The college missed the SFC's national aspiration for full-time FE success by 4.0%. The percentage target of enrolled FE (full-time) students successfully achieving a recognised qualification was 73.2%.



## FULL TIME HIGHER EDUCATION (FT HE)

Student Enrolments: 6,912, DOWN 104

Achieving Complete Success: 5,317 (76.9%), UP 5.4%

Achieving Partial Success: 714 (10.3%), DOWN 1.6%

Further Withdrawals: 611 (8.9%), DOWN 3.5%

Early Withdrawal: 270 (3.9%), DOWN 0.3%

The results for the 6,912 full-time higher education (HE) students enrolled on recognised qualifications are as follows:

- HE full-time enrolments on recognised qualifications reduced by 104 students between 2018-19 and 2019-20.

- 76.9% of HE full-time students successfully completed their course.

The college saw an improved success rate of 5.4% from the previous session, 2018-19.

PLEASE NOTE, THIS IS THE HIGHEST COMPLETE SUCCESS RATE CITY OF GLASGOW COLLEGE HAS ACHIEVED AT HE FT.

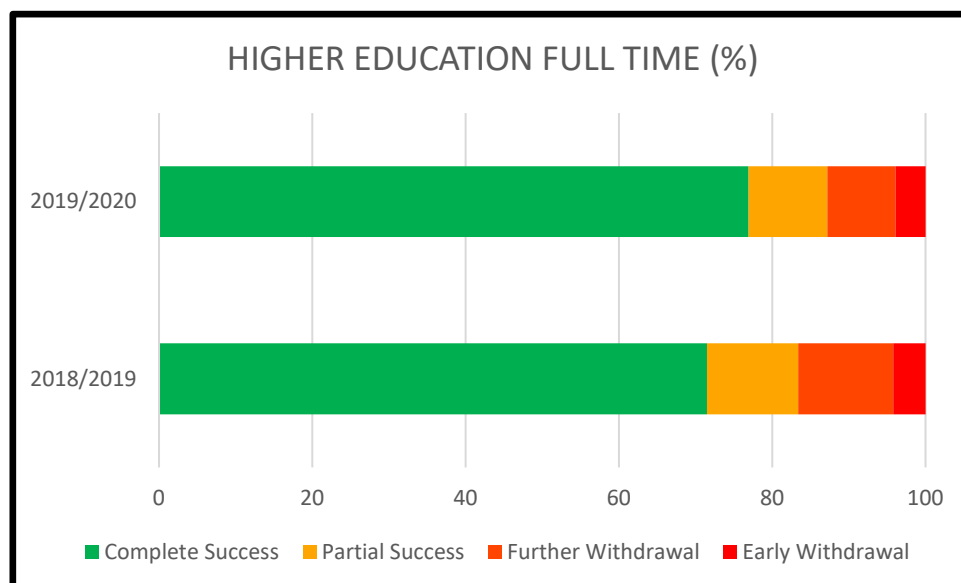
- A further 10.3% completed their course in 2019-20.

Although these students did not achieve the qualification they were aiming for by the end of the academic year, some may gain their award at a later time.

- The remaining 12.8% of full-time HE students withdrew from their course and are accounted for by 3.9% of students withdrawing before the funding qualifying date (colleges are not funded for these students) and a further 8.9% between this point and the end of the course.

- The college achieved the SFC's national aspiration for full-time HE success by 2.5%.

The percentage target of enrolled (full-time) students successfully achieving a recognised qualification was 74.4%.



## PART TIME FURTHER EDUCATION (PT FE)

Student Enrolments: 5,911, DOWN 655

Achieving Complete Success: 4,957 (83.9%), DOWN 1.6%

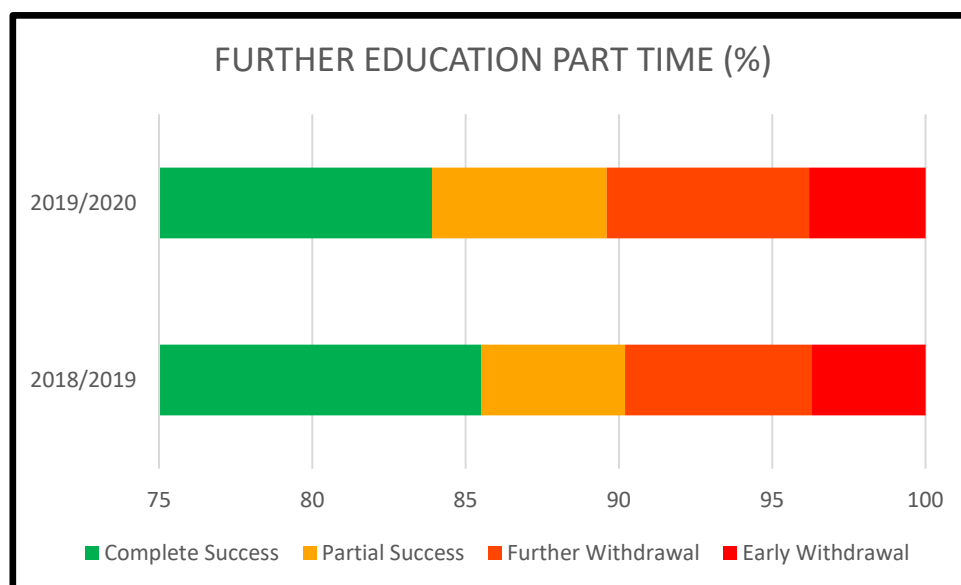
Achieving Partial Success: 339 (5.7%), UP 1.0%

Further Withdrawals: 389 (6.6%), UP 0.5%

Early Withdrawal: 226 (3.8%), UP 0.1%

The results for the 5,911 part-time further education (FE) students enrolled on recognised qualifications are as follows:

- FE part-time enrolments on recognised qualifications reduced by 655 students between 2018-19 and 2019-20.
- 83.9% of FE part-time students successfully completed their course.  
The college saw a reduced success rate of 1.6% from the previous session, 2018-19.
- A further 5.7% completed their course in 2019-20.  
Although these students did not achieve the qualification they were aiming for by the end of the academic year, some may gain their award at a later time.
- The remaining 10.4% of part-time FE students withdrew from their course and are accounted for by 3.8% of students withdrawing before the funding qualifying date (colleges are not funded for these students) and a further 6.6% between this point and the end of the course.



## PART TIME HIGHER EDUCATION (PT HE)

Student Enrolments: 947, DOWN 343

Achieving Complete Success: 772 (81.5%), **DOWN 0.7%**

Achieving Partial Success: 73 (7.7%), **DOWN 3.2%**

Further Withdrawals: 65 (6.9%), **UP 1.8%**

Early Withdrawal: 37 (3.9%), **UP 2.1%**

The results for the 947 part-time higher education (HE) students enrolled on recognised qualifications are as follows:

- HE part-time enrolments on recognised qualifications reduced by 343 students between 2018-19 and 2019-20.

- 81.5% of HE part-time students successfully completed their course.

The college saw a reduced success rate of 0.7% from the previous session, 2018-19.

- A further 7.7% completed their course in 2019-20.

Although these students did not achieve the qualification they were aiming for by the end of the academic year, some may gain their award at a later time.

- The remaining 10.8% of part-time HE students withdrew from their course and are accounted for by 3.9% of students withdrawing before the funding qualifying date (colleges are not funded for these students) and a further 6.9% between this point and the end of the course.

